



## Improve Your Train Skills by Presentation Assitant

Whether you need to preside over a meeting or provide a training course, the event can be broken down into multiple phases, such as pre-meeting preparation, admission, lectures, breaks and conclusion. In each phase, Presentation Assistant can help you change your approach so the overall performance can be more effective.

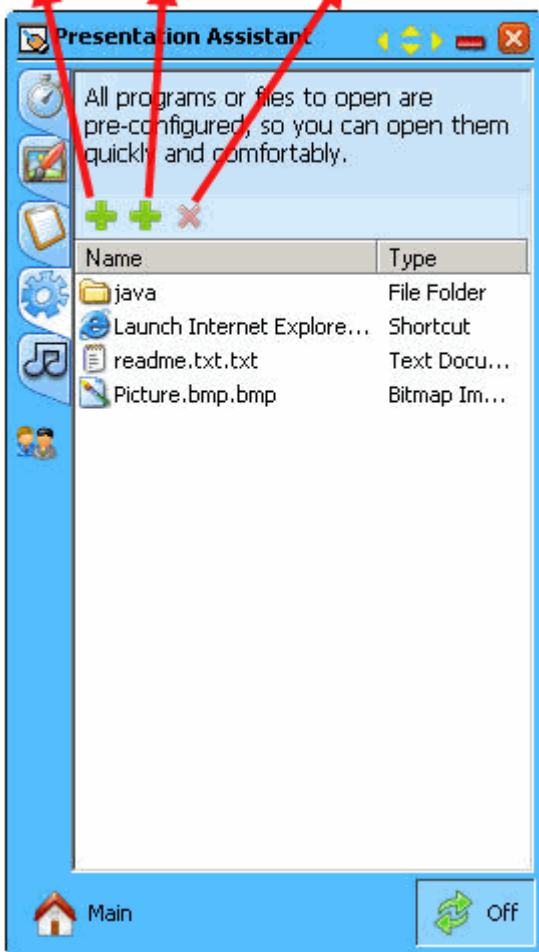
### Train Skills 1. Open Documents and Programs quickly

All the time, our materials are scattered around and we are busy searching for them in the meeting. Using Presentation Assistant, all required materials are well configured in one time:

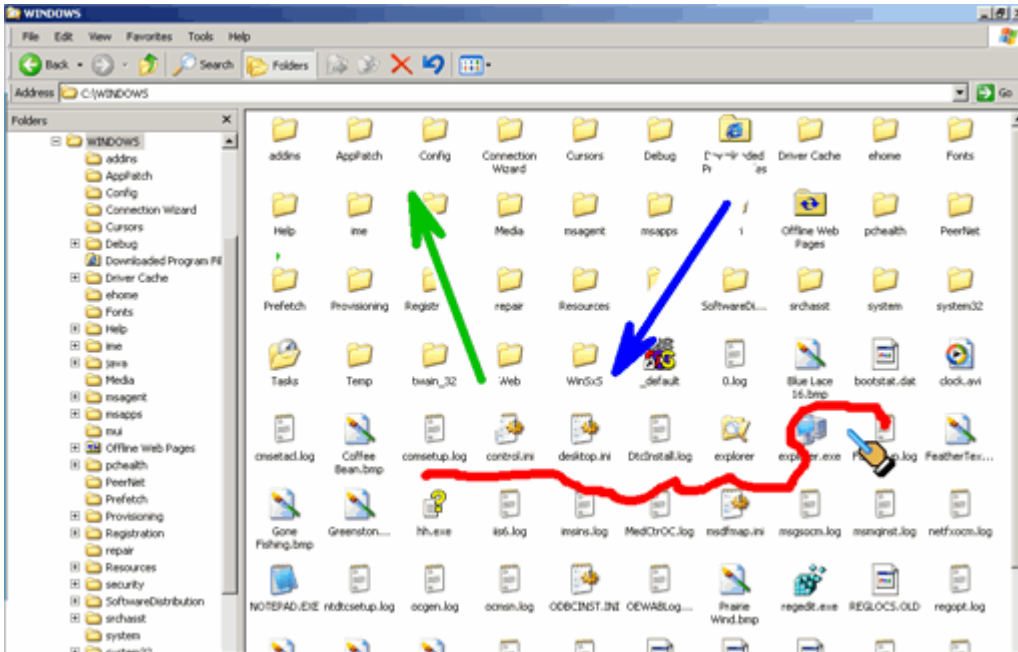
1. Files to open
2. Music to play
3. Programs to launch
4. Well-prepared electronic board writings

They can be opened quickly in the training course. No chaos any more!

**Add Add URL Remove**

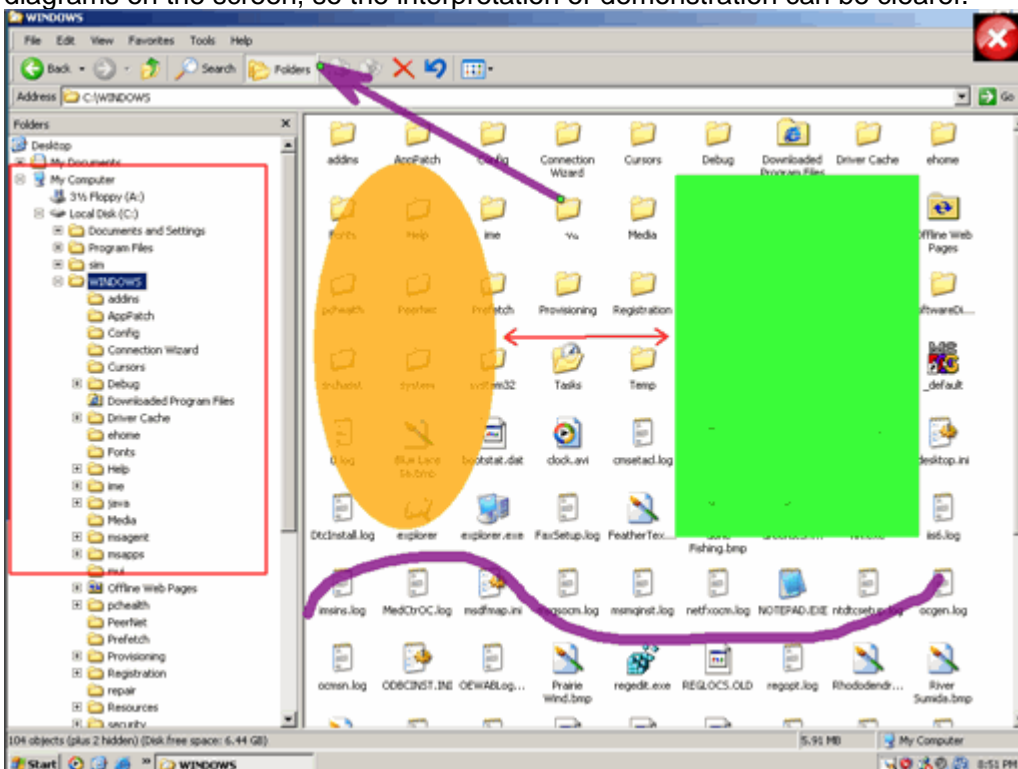






## Train Skills 4. Draw freely on screen


With Presentation Assistant's **Screen Drawing Tools**, you can draw all kinds of lines, rectangles, circles, or add text marks or picture marks on the screen to emphasize or clarify the text or diagrams on the screen, so the interpretation or demonstration can be clearer.

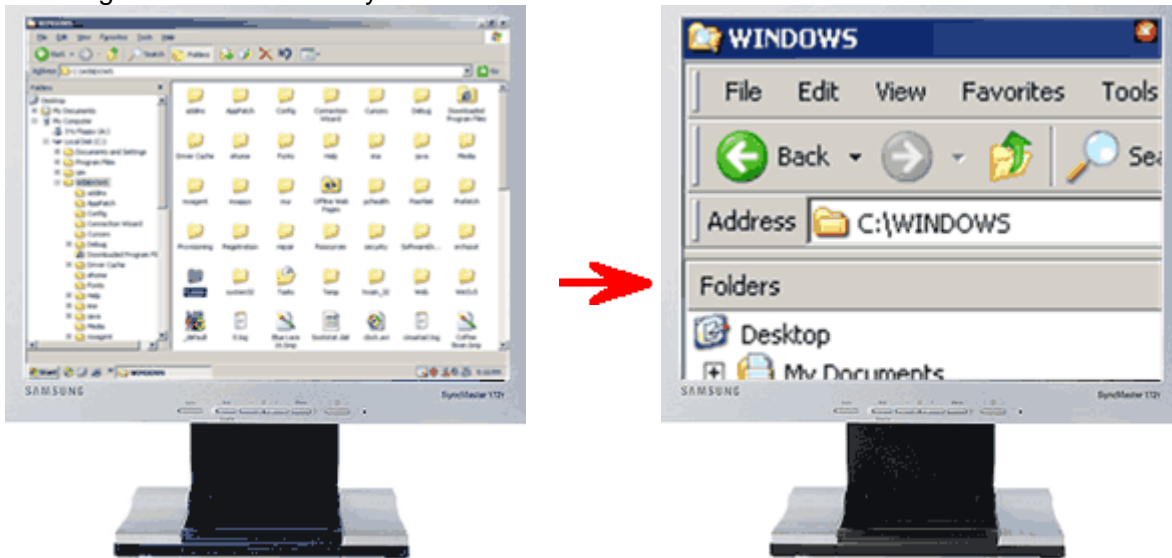


## Presentation Skills 5: Zooming Screen

Is the screen is too small for the audience to read details? You can **zoom in screen** to make it

more visible as you give presentation.

To zoom in screen, click **Screen Zoom**  on [Attention Tools](#) pane, **Zoom in** to where your mouse is pointing. And then the mouse pointer changes to a hand . you can pan it by moving them vertically, horizontally, and diagonally across the display area to view specific areas of the desktop. Zooming in or out with the keyboard or wheel.



In a word, Presentation Assistant is a proven and dynamic way to capture and keep students' attention, increase comprehension, and make the most of your school's educational technology investment. Whether you are a teacher in the elementary grades or a university instructor, you can benefit from using TI's presentation tools in your classroom.

## Presentation Assitant

Published By: <http://www.Goldgingko.com>

Size: 2.7 MB

Platform: Windows XP, Windows 2003, Windows 2000 , Windows Vista

Download: <http://www.goldgingko.com/product/presentationa.exe>

Description: Presentation Assistant is a cute assistant when you give a presentation. Presentation Assistant provides various tools to bring the audience's attention to a specific spot, and allows you to zoom in and annotate the screen. It also enables you to open documents or programs quickly, and play background musics conveniently during the presentation.